WINSTONE AQUA

POOL EQUIPMENT COLLECTION

Winstone Industrial Tech Co., Ltd.



Residential pools · Hotels & resorts · Commercial venues · Spa

2026 / V6

01 Circulation & Filtration
02 Water Treatment
03 Plumbing & Fittings
04 Pool Structures & Overflow
05 Heating & Energy Efficiency
06 Covers & Safety Fittings
07 Commercial & Competition
08 Spa & Water Features

OUR BRAND STORY



WINSTONE AQUA

Water opens up new possibilities for a space. A swim, a quiet moment of relaxation or a flowing water feature begins with attention to detail. WINSTONE AQUA focuses on pool, spa and water feature equipment, with everyday experiences at the heart of the brand.

Our philosophy is to bring equipment and space together, with functions that serve the people who use them. From circulation, filtration, water treatment and heating to poolside fittings, lighting and water features, we consider how each part connects to the whole.

For residential pools, hotels, resorts and commercial venues, we value clear product choices, practical functions and designs that make maintenance easier. Our aim is to bring swimming, relaxation and architectural landscapes together around water.

01 Circulation & Filtration

WPL-001

Commercial circulation pumps



Model	Rated kW	Qmax m³/h / Hmax m
WL-BDP200M	1.8	42 / 18
WL-BDP300M	2.2	45 / 18.5
WL-BDP200T	1.8	43 / 18.5
WL-BDP300T	2.2	48 / 19
WL-BDP400T	2.7	55 / 19.5

M: 220V 1-phase; T: 380V 3-phase. Qmax and Hmax are separate endpoints.

WPL-002

Variable-speed pumps



Model	P2 kW / V	Flow @10m m³/h
WL-HLVSP100QW	0.75 / 220–240	16
WL-HLVSP150QW	1.1 / 220–240	21
WL-HLVSP200QW	1.5 / 220–240	23
WL-HLVSP100QWU	0.75 / 110–120	16
WL-HLVSP150QWU	1.1 / 110–120	21

1000–2900 rpm; 50/60Hz; 2-inch / 63mm connections.

WPL-003

Top-mount sand filters



Model	Ø mm / Area m²	Design flow m³/h
WL-SDG-17	425 / 0.14	7
WL-SDG-20	500 / 0.19	9.5
WL-SDG-24	600 / 0.27	13.5
WL-SDG-26	650 / 0.32	16

HDPE vessel; 1.5-inch / 50mm; operating temperature ≤50°C.

WPL-004

Side-mount sand filters



Model	Ø mm / Area m²	Design flow m³/h
WL-SCG-20	500 / 0.19	9.5
WL-SCG-24	600 / 0.27	13.5
WL-SCG-26	650 / 0.32	16

HDPE vessel; 1.5-inch / 50mm; operating temperature ≤50°C.

01 Circulation & Filtration

WPL-005

Cartridge filters



Model	Area m²	Flow m³/h
WL-ZXG25	2.25	5.5
WL-ZXG50	4.63	11.4
WL-ZXG75	7	17
WL-ZXG100	9.38	22.9
WL-ZXG150	13.7	33.4
WL-ZXG200	17.24	42

25–75: 50mm; 100–200: 63mm; maximum water temperature 40°C.

WPL-006

Replacement cartridges



For filter model	Outside Ø mm	Length mm
WL-ZXG25	183	184.5
WL-ZXG50	183	364.5
WL-ZXG75	183	544.5
WL-ZXG100	183	724.5
WL-ZXG150	183	904.5
WL-ZXG200	183	1091

Model identifies the matching filter; check end caps and core bore before installation.

WPL-007

Pump-and-filter systems



Model	Area m² / Flow m³/h	Pump HP
P-DYG350	0.1 / 4.5	0.33
P-DYG400	0.13 / 6.5	0.33
P-DYG450	0.16 / 8	0.5
P-DYG500	0.23 / 11.5	1
P-DYG650	0.32 / 16	1.2

1.5-inch / 50mm ports; integrated base; maximum water temperature 43°C.

WPL-008

Commercial deep-bed filters



Model	Ø × Height mm	Flow m³/h
WL-ECG15800F	800 × 1600	20
WL-ECG15900F	900 × 1600	25.6
WL-ECG151000F	1000 × 1600	31.6
WL-ECG151200F	1200 × 1600	45.2
WL-ECG201000F	1000 × 2100	23.7
WL-ECG201200F	1200 × 2100	33.9

Fiberglass vessel; flanged connections; size media depth and velocity for the system.

01 Circulation & Filtration

WPL-009

Diatomaceous earth filters



Model	Area m²	Flow m³/h
BDE35	3.25	15.9
BDE45	4.18	20.44
BDE75	6.97	34.07
BDE90	8.36	41.8

2-inch / 63mm; Ø500mm; height 965mm (35/45), 1270mm (75/90).

WPL-010

Multi-cartridge filters



Model	Area m²	Flow m³/h
BZX225	20.9	19.08
BZX250	23.2	21.35
BZX350	35.3	32.3
BZX450	41.8	34.07
BZX520	44.8	36.5

2-inch / 63mm; Ø500mm vessel; removable cartridge construction.

WPL-011

Top-mount deep-bed filters



Model	Vessel Ø mm	Flow m³/h
WL-DDG13400	400	4.5
WL-DDG13450	450	5.6
WL-DDG13500	530	7
WL-DDG13600	630	11.2
WL-DDG13700	700	13
WL-DDG15900	900	19.2

Fiberglass vessel; maximum water temperature 50°C; flow is model-specific.

WPL-012

Side-mount deep-bed filters



Model	Vessel Ø mm	Flow m³/h
WL-BDG10400	400	4.5
WL-BDG10450	450	5.6
WL-BDG10500	500	7
WL-BDG10600	630	11.2
WL-BDG10700	700	13
WL-BDG13700	700	11

Fiberglass vessel; maximum water temperature 50°C; flow is model-specific.

02 Water Treatment

WPL-013

Compact salt chlorinators



Model	Chlorine g/h	Cell output V DC
SR050	5	24
SR075	7.5	24
SR100	10	24

Input 100–240V, 50/60Hz; recommended salinity 2700–4500ppm.

WPL-014

Extended-output salt chlorinators



Model	Chlorine g/h	Cell output V DC
SR125	12.5	24
SR150	15	24
SR200	20	24
SR250	25	24
SR300	30	29

Input 100–240V, 50/60Hz; recommended salinity 2700–4500ppm.

WPL-015

Salt chlorinators with timers



Model	Chlorine g/h	Power V AC
HQ-Y25-20	16	220–240
HQ-Y25-30	25	220–240
HQ-Y25-40	33	220–240
HQ-Y25-50	42	220–240

Cell dimensions 365 × 260 × 140mm; removable electrode.

WPL-016

Separate-cell salt chlorinators



Model	Chlorine g/h	Power V AC
SQ-Y25-20	16	220–240
SQ-Y25-30	25	220–240
SQ-Y25-40	33	220–240
SQ-Y25-50	42	220–240

Cell dimensions 365 × 260 × 140mm; removable electrode.

02 Water Treatment

WPL-017

Tubular UV units



Model	Power W	Flow m³/h
WL-UVD40	40	5
WL-UVD80	80	8
WL-UVD100	100	10
WL-UVD120	120	12

220V; 1.5-inch / 50mm; single-lamp construction.

WPL-018

Multi-lamp UV units



Model	Power W	Flow m³/h
WL-UV14×4	56	3–4
WL-UV14×6	84	5–6
WL-UV14×8	112	7–8
WL-UV14×10	140	9–10
WL-UV14×12	168	11–12
WL-UV14×14	196	13–14

12V; 1.5-inch ports for 4–10 lamps, 2-inch for 12–14 lamps.

WPL-019

Metering pump



Model	Max flow / pressure	Power
WL-AYB660P	14 L/h / 2 bar	220V / 50Hz

60 strokes/min; 45W; adjustable dosing flow.

WPL-020

Touchscreen water monitor



Model	Measurement range	Display
WL-SZI202	pH 0–14; ORP 0–1200mV	4.3 inch

220–250V, 50/60Hz; 235 × 200 × 70mm; three dosing-pump outputs.

03 Plumbing & Fittings

WPL-021

Flanged return inlets



Model	Connection	Flow L/min
EM4412(A)	1.5 inch / G2A	150
EM4412(E)	50mm / G2A	150
EM4412A TS	1.5 inch / G2A	150
EM4412E TS	50mm / G2A	150

Match pool construction and metric or imperial pipe standards.

WPL-022

Solvent return inlets



Model	Connection	Flow L/min
EM4413(A)	1.5 / 2 inch Class12	150
EM4413(A1)	2 inch Class15	150
EM4413(E)	50/63mm PN10	150
EM4413(E1)	63mm PN16	150

Match pool construction and metric or imperial pipe standards.

WPL-023

Compact return inlets



Model	Connection	Flow L/min
EM4409(A)	1.5 / 2 inch Class12	150/240
EM4409(A1)	2 inch Class15	150/240
EM4409(E)	50/63mm PN10	150/240
EM4409(E1)	63mm PN16	150/240

Match pool construction and metric or imperial pipe standards.

WPL-024

Small-bore return inlets



Model	Connection	Flow L/min
EM4408(A)	1 / 1.5 inch Class12	50/150
EM4408(A1)	1 / 1.5 inch Class15	50/150
EM4408(E)	32/50mm PN10	50/150
EM4408(E1)	32/50mm PN16	50/150

Match pool construction and metric or imperial pipe standards.

03 Plumbing & Fittings

WPL-025

9.5L standard skimmers



Model	Connection	Flow L/min
EM0010-RC	1.5 inch	150
EM0010-RV	1.5 inch	150

C: concrete pool; V: vinyl pool; ABS housing.

WPL-026

9.5L wide-mouth skimmers



Model	Connection	Flow L/min
EM0020-RC	1.5 inch	150
EM0020-RV	1.5 inch	150

C: concrete pool; V: vinyl pool; ABS housing.

WPL-027

15L standard skimmers



Model	Connection	Flow L/min
EM0130-SC	1.5 / 2 inch	150–200
EM0130-SV	1.5 / 2 inch	150–200

C: concrete pool; V: vinyl pool; ABS housing.

WPL-028

600mm surface skimmers



Model	Connection	Flow L/min
EM0180-SC	1.5 / 2 inch	150–200
EM0180-SV	1.5 / 2 inch	150–200
EM0180-TS-SC	1.5 / 2 inch	150–200
EM0180-TS-SV	1.5 / 2 inch	150–200

C: concrete pool; V: vinyl pool; ABS housing.

03 Plumbing & Fittings

WPL-029

Vacuum fittings



Model	Connection	Flow L/min
EM2827C(A)	1.5 inch	150
EM2827C(E)	50mm	150
EM2827V(A)	1.5 inch	150
EM2827V(E)	50mm	150

Match installation dimensions and connection standards to the selected model.

WPL-030

Vinyl pool vacuum fittings



Model	Connection	Flow L/min
EM2836A	1.5 inch / G2A	150–240
EM2836E	50mm / G2A	150–240
EM2836A TS	1.5 inch / G2A	150–240
EM2836E TS	50mm / G2A	150–240

Match installation dimensions and connection standards to the selected model.

WPL-031

Concrete pool vacuum fittings



Model	Connection	Flow L/min
EM2848(A)	1.5 / 2 inch Class12	150–240
EM2848(A1)	2 inch Class15	150–240
EM2848(E)	50/63mm PN10	150–240
EM2848(E1)	63mm PN16	150–240

Match installation dimensions and connection standards to the selected model.

WPL-032

Wall conduits



Model	Length mm	Connection
EM2841	300.3	1.5 inch / 50mm / G2A
EM2841E	300.3	50mm / G2A
EM2842	300.3	1.5 inch / 50mm / G2A
EM2842E	300.3	50mm / G2A

2841: concrete; 2842: vinyl; flow 150–240L/min.

04 Pool Structures & Overflow

WPL-033

PP overflow gratings



Model	Width mm	Material
EOP026	250	PP
EOP027	300	PP
EOP028	350	PP

Interlocking joints for pool overflow channels.

WPL-034

Automatic level regulators



Model	Inlet	Outlet
RO-7	20mm / 3/4 inch BSP	50mm
RO-14	15mm / 1/2 inch BSP	1.5 inch

ABS housing; flow 30–50L/min.

WPL-035

Hydrostatic relief valve



Model	Dimensions mm	Flow L/min
EM2510	100 × 80 × 183	150–240

For fiberglass pools.

WPL-036

Gutter drain fittings



Model	Connection	Flow L/min
EM2819(A1)	1.25 inch	92
EM2819(A2)	1.5 inch	150
EM2819(A3)	2 inch	240
EM2819(E1)	50mm	150
EM2819(E2)	63mm	240

Solvent connections; match gutter drainage load and pipe size.

05 Heating & Energy Efficiency

WPL-037

Full-inverter heat pumps · compact



Model	Heating kW ①	Heating kW ②
LS07-IFP1-S2C1	1.4–7.2	1.0–5.0
LS09-IFP1-S2C1	1.9–9.3	1.3–6.5
LS13-IFP1-S2C1	2.6–13	1.8–9.1

① Air27°C/water27°C/RH80%; ② Air15°C/water26°C/RH70%; 220–240V, 50/60Hz, R32.

WPL-038

Full-inverter heat pumps · medium



Model	Heating kW ①	Heating kW ②
LS16-IFP1-S2C1	3.2–16	2.3–11.5
LS20-IFP1-S2C1	4.1–20.5	2.9–14.4
LS24-IFP1-S2C1	4.8–24.4	3.4–17.1

① Air27°C/water27°C/RH80%; ② Air15°C/water26°C/RH70%; 220–240V, 50/60Hz, R32.

WPL-039

Mini inverter heat pumps



Model	Heating kW ①	Heating kW ②
LS04-IMN1-S4C6	1.5–4.5	1.1–3.2
LS05-IMN1-S4C6	2.0–5.6	1.5–3.9

① Air27°C/water27°C/RH80%; ② Air15°C/water26°C/RH70%; 220–240V/50Hz; 32/38mm.

WPL-040

Commercial inverter heat pumps



Model	Max heating kW ①	Water flow m³/h
LAS35-KP-BPL(RaA)	42	12–18
LAS52-KP-BPL(RaA)	52.3	15–23
LAS70-KP-BPL(RaA)	85.2	25–36
LAS105-KP-BPL(RaA)	105	30–45

① Air20°C/water26°C; 380V 3-phase, 50/60Hz; ambient −20 to 43°C.

06 Covers & Safety Fittings

WPL-041

Bubble thermal covers



Series	Thickness µm	Material
PE	400	LDPE
PE	500	LDPE
PE	600	LDPE

Size to the pool outline; for thermal retention and everyday covering, not load-bearing safety use.

WPL-042

Locking vacuum wall fitting



Model	Connection	Flow L/min
EM2855	38mm / G1.5A	150–240

Wall-mounted vacuum fitting with locking cover.

WPL-043

Round main drains



Model	Connection	Flow L/min
EM2832C	1.5 inch	150
EM2832V	1.5 inch	150
EM2833C	2 inch	240
EM2833V	2 inch	240
EM2815C	1.5 / 2 inch	240
EM2815V	1.5 / 2 inch	240

C: concrete; V: vinyl. Match to the suction-system design.

WPL-044

Square drain covers



Model	Dimensions mm	Listed flow L/min
EM2812	276 × 276	850
EM2813	260 × 260	900
EM2816	531 × 531	3600

Match the mounting sump, drain layout and required flow.

07 Commercial & Competition

WPL-045

150mm racing lane lines



Model	Diameter mm	Length m
WL-BYD101	150	25
WL-BYD102	150	50

Polyethylene discs on stainless steel cable.

WPL-046

120mm racing lane lines



Model	Diameter mm	Length m
WL-BYD301	120	25
WL-BYD302	120	50

Polyethylene discs on stainless steel cable.

WPL-047

GRP starting platforms



Model	Top length mm	Weight kg
EOP017	800	43
EOP115	600	19.5

GRP body with 316 stainless fittings; non-slip top.

WPL-048

Turn boards and block stand



Model	Size / construction	Weight kg
EOP021	1200 × 300mm	10
EOP429	2000 × 300mm	13
EOP020	GRP block stand	31

For pool-end installation in overflow competition pools.

08 Spa & Water Features

WPL-049

Air-water spa jets



Model	Water / air inlet	Flow L/min
EM0021	20mm / 10mm barb	53
EM0031(A)	1.5 inch / 1 inch	76
EM0031(E)	50mm / 32mm	76

Air-water mixing jets with separate water and air connections.

WPL-050

Standard and swirl jets



Model	Face Ø mm	Flow L/min
EM0034	89	17
EM0028	89	17
EM0018	107	17
EM0064	108	17
EM0048	94	17
EM0044	94	17

113mm overall length; standard, swirl and smooth-face styles.

WPL-051

Adjustable eyeball jets



Model	Connection / bore	Flow L/min
EM3301(A1)	1.5 inch Class12	69
EM3301(A2)	2 inch Class12	69
EM3301(E1)	50mm PN10	69
EM3301(E2)	50mm PN16	69
EM4421	1 inch	350
EM4421	3/4 inch	200

Flow corresponds to the listed bore or connection version.

WPL-052

Air jets and spa venturi



Model	Size / connection	Material
EM1159	Ø29.5 × 40mm	PVC
EM1160	Ø29.5 × 40mm	PVC
EM2501	1.5 inch / L267mm	PVC
EM2207	Ø50 × 26mm	ABS
EM2208	Ø38 × 24mm	ABS

Single-hole and twin-hole air jets with spa connection components.

08 Spa & Water Features

WPL-053

White underwater lights



Model	Power W	Voltage V
WL-MAG-LED072TB	6	12
WL-MAG-LED144TB	12	12
WL-MAG-LED252TB	18	12
WL-MAG-LED324TB	24	12

Recessed or wall-mounted construction; use a separate low-voltage power source.

WPL-054

RGB underwater lights



Model	Power W	Voltage V
WL-MAG-LED072TC	6	12
WL-MAG-LED144TC	12	12
WL-MAG-LED252TC	18	12
WL-MAG-LED324TC	24	12

Recessed or wall-mounted construction; use a separate low-voltage power source.

WPL-055

Slim underwater lights



Model	Power W	Light colour
WL-LA-LED063JTB	6	Cool white
WL-LA-LED063JTW	6	Warm white
WL-LA-LED063JTC	6	RGB

AC/DC12V; face Ø120mm; face depth 14.8mm.

WPL-056

Stainless-trim pool lights



Model	Power W	Light colour
WL-LAS-LED009JTBS	9	White
WL-LAS-LED009JTCS	9	RGB
WL-LAS-LED012JTBS	12	White
WL-LAS-LED012JTCS	12	RGB
WL-LAS-LED015JTBS	15	White
WL-LAS-LED015JTCS	15	RGB

Face Ø120mm; 9/12W: AC12V; 15W: AC12V or DC12V versions.

08 Spa & Water Features

WPL-057

Lighting transformers



Model	Power W	Output
WL-FSBY50	50	AC12V
WL-FSBY100	100	AC12V
WL-FSBY150	150	AC12V
WL-FSBY200	200	AC12V
WL-FSBY250	250	AC12V
WL-FSBY300	300	AC12V
WL-FSBY400	400	AC12V
WL-FSBY600	600	AC12V

AC110V or 220V input versions; size to the total lighting load.

WPL-058

RGBW touch controller



Model	Output	Modes
WL-LED-YAQ06	DC12V / 5A / 60W	12

2.4GHz; control range 30m; input AC100–230V, 47–63Hz.

WPL-059

Linear waterfall outlets



Model	Length mm	LED power W
WDA300-25	300	—
WDA600-25	600	—
WDA900-25	900	—
WDA1200-25	1200	—
WDA1500-25	1500	—

138mm wide, 79mm high, 25mm lip; inlet 1.5-inch/50mm.

WPL-060

Illuminated waterfall outlets



Model	Length mm	LED power W
WDA300-25L	300	4
WDA600-25L	600	8
WDA900-25L	900	12
WDA1200-25L	1200	17
WDA1500-25L	1500	22

138mm wide, 79mm high, 25mm lip; inlet 1.5-inch/50mm. DC12V LEDs.

08 Spa & Water Features

WPL-061

Concrete floor inlets



Model	Connection	Flow L/min
EM2861(A)	2 inch Class12	200
EM2861(A1)	2 inch Class15	200
EM2861(E)	63mm PN10	200
EM2861(E1)	63mm PN16	200

Floor return fitting; match the specified connection standard.

WPL-062

Vinyl floor inlets



Model	Connection	Flow L/min
EM2863(A)	1.5 inch / G2A	200
EM2863(E)	50mm / G2A	200

Flanged mounting for vinyl pool floors.

WPL-063

Spa jet face fittings



Model	Size / type	Material
EM2210	2 inch / spiral	PVC
EM2209	1.5 inch / radial	PVC
EM2211	Nine-hole	ABS
EM1113	2.75 inch / eyeball	PVC

Pair jet faces with the matching rear jet bodies.

WPL-064

Spa air controls



Model	Construction	Material
EM1845	Air button	ABS
EM1844	Air button	ABS
EM1835	Air control	ABS
EM1834	25mm air control	ABS

Select pneumatic buttons and air controls according to function.

CONTACT WINSTONE AQUA



Winstone Industrial Tech Co., Ltd.

Email: info@winstoneglobal.com

Website: www.winstoneaqua.com

WhatsApp: +86 158 6784 1246

Room 35A04, Tower A, Ningbo Center,
Yinzhou District, Ningbo, Zhejiang, China

For enquiries, include the item code, model, quantity, connection standard and power requirements.